SMD Sälzer Modular Design

Mounting Form Table

P100
10 A

Section

Front Mounting Switches	**A**
Two hole mounting	**A1**
Four hole mounting	**A2**
Single hole mounting ø 16 mm / ø 22,5 mm	**A3**

Sälzer Electric GmbH
Clemens-Pfau-Platz 27
09306 Rochlitz
www.saelzer.com

Headquarters:
+49 (0) 37 37 / 87-280
sales@salzer.de

Originator: Sälzer Electric GmbH · Product Data Management (PDM) · 09306 Rochlitz (Germany)
Copyright reserved by Sälzer Electric GmbH. This document replaces all previous issues.
Valid until a new version is published. Changes and revisions reserved.

Mounting Form Table

Mtg. Form	Pages	
003M1	A1-1	(4)
013M1	A2-1	(7)
013V1	A2-2	(8)
014V1	A2-2	(8)
033M1	A1-2	(5)
033M4	A1-2	(5)
036M1	A2-3	(9)
036M4	A2-3	(9)
036V1	A2-4	(10)
036V4	A2-4	(10)
113M1	A2-5	(11)
219M1	A3-1	(13)
218M1	A3-2	(14)
S001.	A3-3	(15)
R001.	A3-4	(16)

SMD Sälzer Modular Design

Section A

	Page from	to
Two hole mounting	**A1-1**	**A1-2**

Originator: Sälzer Electric GmbH · Product Data Management (PDM) · 09306 Rochlitz (Germany)
Copyright reserved by Sälzer Electric GmbH. This document replaces all previous issues.
Valid until a new version is published. Changes and revisions reserved.

Front Mounting Switches

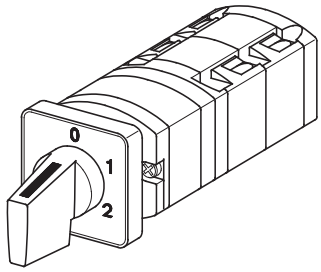

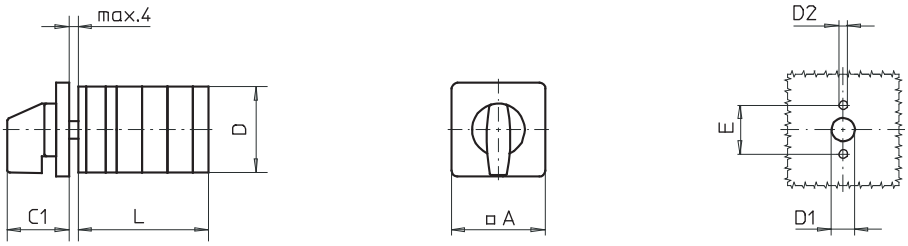

Product line
P100

Front mounting switch

Two hole mounting
20 mm

003M1 (IP66)

Complete switch	Poles	Product line	Rated data (IEC 60947) Operational current I_e AC-21A A	Operational power at 380-440V AC-23A kW	AC-3 kW	Order code number
Rotary Cam Switch Switching angle 30°/45°/60°/90°	1 ... 16	P100	10	3	2,2	**P110 - 61 ... - 003M1**

SMD modules for basic switch A01

Mounting form module for 003M1	P100	**BFA1 - 003**
M-operator module 30 x 30 mm, mounting form 003M1 Escutcheon black, handle black		**1AM1**
Legend plate silver, operator module 003M1		**FAS1 - ....** (FA number)

Dimensions in mm

							L with ... stages							
Type	**A**	**C1**	**D**	**D1**	**D2**	**E**	**1**	**2**	**3**	**4**	**5**	**6**	**7**	**8**
P110	30	24	29	8	3,2	20	39	51	63	75	87	99	111	123

Front Mounting Switches

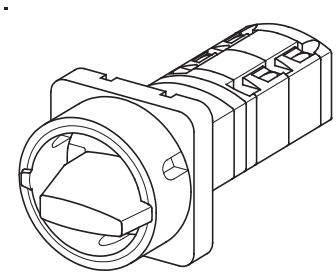

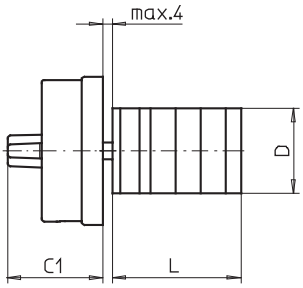

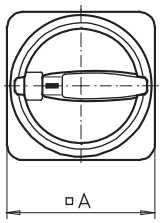

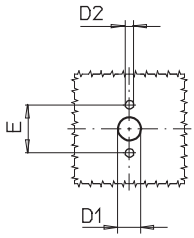

Product line
P100

Front mounting switch

Two hole mounting
20 x 20 mm

033M1 **(IP66)**
033M4 **(IP66)**

Complete switch	**Poles**	**Product line**	**Rated data** (IEC 60947) Operational current I_e AC-21A A	Operational power at 380-440V AC-23A kW	AC-3 kW	**Order code number**
Main Switch Switching angle 90° OFF position padlockable 09h	1 ... 16	P100	10	3	2,2	**P110 - 61 ... - 033M1**
Main/Emergency-Off Switch Switching angle 90° OFF position padlockable 09h	1 ... 16	P100				**P110 - 61 ... - 033M4**

SMD modules for basic switch A01

Mounting form module for 033M.	P100	**BFA1- 033**
M-padlock device 48 x 48 mm, mounting form 033M1 Escutcheon black, padlockable handle black		**1BM1**
M-padlock device 48 x 48 mm, mounting form 033M4 Escutcheon yellow, padlockable handle red		**1BM4**

Dimensions in mm

							L with ... stages							
Type	**A**	**C1**	**D**	**D1**	**D2**	**E**	**1**	**2**	**3**	**4**	**5**	**6**	**7**	**8**
P110	48	31	29	8	3,2	20	39	51	63	75	87	99	111	123

SMD Sälzer Modular Design

Section A

	Page from	to
Four hole mounting	**A2-1**	**A2-5**

Originator: Sälzer Electric GmbH · Product Data Management (PDM) · 09306 Rochlitz (Germany)
Copyright reserved by Sälzer Electric GmbH. This document replaces all previous issues.
Valid until a new version is published. Changes and revisions reserved.

Front Mounting Switches

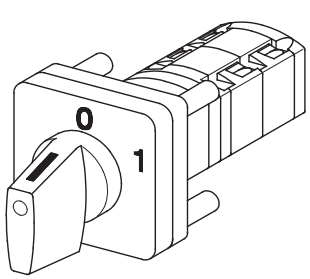

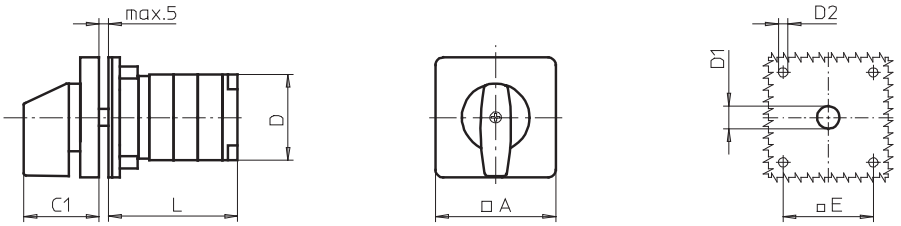

Product line
P100

Front mounting switch
Operator module of next size

Four hole mounting
36 x 36 mm

013M1 (IP66)

Complete switch	Poles	Product line	Rated data (IEC 60947) Operational current I_e AC-21A A	Operational power at 380-440V AC-23A kW	AC-3 kW	Order code number
Rotary Cam Switch Switching angle 30°/45°/60°/90°	1 ... 16	P100	10	3	2,2	**P110 - 61 ... - 013M1**

SMD modules for basic switch A01

Mounting form module for 013M1	P100	**BFA1 - 013**
M-operator module 48 x 48 mm, mounting form 013M1 Escutcheon black, handle black		**2AM1**
Legend plate silver, operator module 013M1		**FAS2 - ....** (FA number)

Dimensions in mm

Type	A	C1	D	D1	D2	E	L with ... stages 1	2	3	4	5	6	7	8
P110	48	32	29	12	4,5	36	39	51	63	75	87	99	111	123

Front Mounting Switches

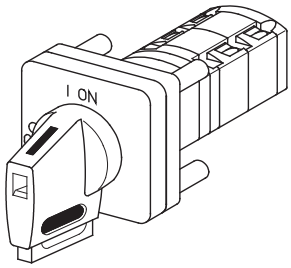

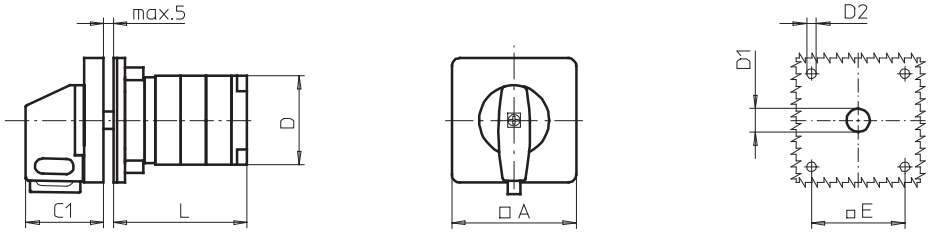

Product line
P100

Front mounting switch
Operator module of next size

Four hole mounting
36 x 36mm

013V1 (IP66)
014V1 (IP66)

Complete switch	Poles	Product line	Rated data (IEC 60947) Operational current I_e AC-21A A	Operational power at 380-440V AC-23A kW	AC-3 kW	Order code number
Rotary Cam Switch Switching angle 30°/45°/60°/90° Padlockable 12h	1 ... 16	P100	10	3	2,2	**P110 - 61 ... - 013V1**
Rotary Cam Switch Switching angle 30°/45°/60°/90° 3 positions padlockable (09h/12h/03h)	1 ... 16	P100				**P110 - 61 ... - 014V1**

SMD modules for basic switch A01

Mounting form module for 013V1/ 014V1	P100	**BFA1 - 013**
V-operator module 48 x48 mm, mounting form 013V1 Escutcheon black, handle black		**2AV1 - 12**
V-operator module 48x48 mm, mounting form 014V1 Escutcheon black, handle black		**2AV1 - 99**
Legend plate silver, operator module 013V1/ 014V1		**FAS2 - ....** (FA number)

Dimensions in mm

							L with ... stages							
Type	**A**	**C1**	**D**	**D1**	**D2**	**E**	**1**	**2**	**3**	**4**	**5**	**6**	**7**	**8**
P110	48	32	29	12	4,5	36	39	51	63	75	87	99	111	123

Front Mounting Switches

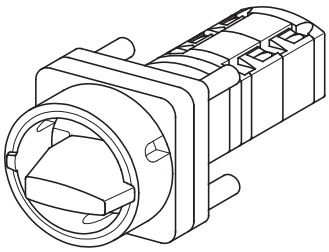

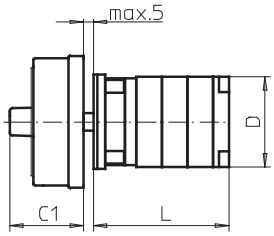

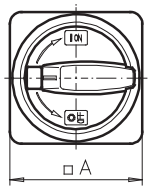

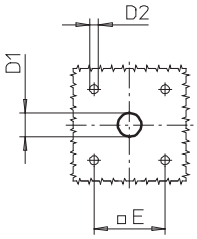

Product line
P100

Front mounting switch

Four hole mounting
36 x 36 mm

036M1 **(IP66)**
036M4 **(IP66)**

Complete switch	Poles	Product line	Rated data (IEC 60947) Operational current I_e AC-21A A	Operational power at 380-440V AC-23A kW	AC-3 kW	Order code number
Main Switch Switching angle 90° OFF position padlockable 09h	1 ... 16	P100	10	3	2,2	**P110 - 61 ... - 036M1**
Main/Emergency-Off Switch Switching angle 90° OFF position padlockable 09h	1 ... 16	P100	10	3	2,2	**P110 - 61 ... - 036M4**

SMD modules for basic switch A01

Mounting form module for 036M.	P100	**BFA1 - 013**
M-padlock device 48 x 48 mm, mounting form 036M1 Escutcheon black, padlockable handle black		**2BM1**
M-padlock device 48 x 48 mm, mounting form 036M4 Escutcheon yellow, padlockable handle red		**2BM4**

Dimensions in mm

							L with ... stages							
Type	**A**	**C1**	**D**	**D1**	**D2**	**E**	**1**	**2**	**3**	**4**	**5**	**6**	**7**	**8**
P110	48	33	29	12	4,5	36	39	51	63	75	87	99	111	123

Front Mounting Switches

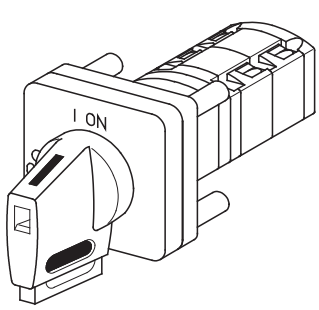

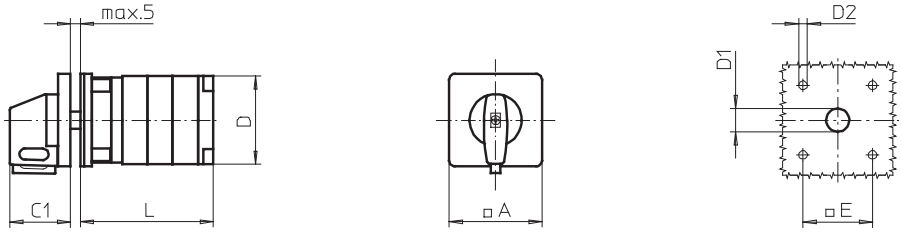

Product line
P100

Front mounting switch
Operator module of next size

Four hole mounting
36 x 36 mm

036V1 **(IP66)**
036V4 **(IP66)**

Complete switch	Poles	Product line	Rated data (IEC 60947) Operational current I_e AC-21A A	Operational power at 380-440V AC-23A kW	AC-3 kW	Order code number
Main Switch Switching angle 90° OFF position padlockable 09h	1 ... 16	P100	10	3	2,2	**P110 - 61 ... - 036V1**
Main/Emergency-Off Switch Switching angle 90° OFF position padlockable 09h	1 ... 16	P100				**P110 - 61 ... - 036V4**

SMD modules for basic switch A01

Mounting form module for 036V.	P100	**BFA1 - 013**
V-operator module 48 x 48 mm, mounting form 036V1 Escutcheon black, handle black		**2AV1 - 09**
Legend plate silver, operator module 036V1		**FAS2 - 9078**
V-operator module 48 x 48 mm, mounting form 036V4 Escutcheon black, handle red		**2AV4 - 09**
Legend plate yellow, operator module 036V4		**FBS2 - 9078**

Dimensions in mm

							L with ... stages							
Type	**A**	**C1**	**D**	**D1**	**D2**	**E**	**1**	**2**	**3**	**4**	**5**	**6**	**7**	**8**
P110	48	32	29	12	4,5	36	39	51	63	75	87	99	111	123

Front Mounting Switches

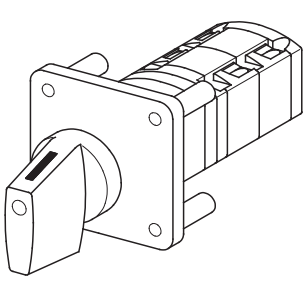

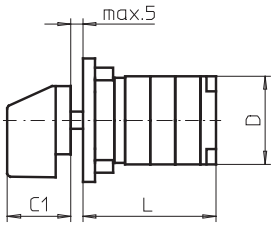

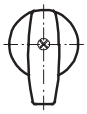

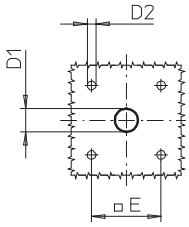

Product line
P100

Front mounting switch
Operator module of next size without escutcheon

Four hole mounting
36 x 36 mm

113M1 (IP66)

Complete switch	Poles	Product line	Rated data (IEC 60947) Operational current I_e AC-21A A	Operational power at 380-440V AC-23A kW	AC-3 kW	Order code number
Rotary Cam Switch Switching angle 30°/45°/60°/90°	1 ... 16	P100	10	3	2,2	**P110 - 61 ... - 113M1**

SMD modules for basic switch A01

Mounting form module for 113M1 (Shaft shortened by 5 mm)	P100	**BFA1 - 113**
M-handle black, mounting form 113M1 (mounting without escutcheon and legend plate)		**2XM1**

Dimensions in mm

Type	C1	D	D1	D2	E	L with ... stages 1	2	3	4	5	6	7	8
P220	32	29	12	4,5	36	39	51	63	75	87	99	111	123

SMD Sälzer Modular Design

Section A

	Page from	to
Single hole mounting ø 16 mm / ø 22,5 mm	**A3-1**	**A3-4**

Originator: Sälzer Electric GmbH · Product Data Management (PDM) · 09306 Rochlitz (Germany)
Copyright reserved by Sälzer Electric GmbH. This document replaces all previous issues.
Valid until a new version is published. Changes and revisions reserved.

Front Mounting Switches

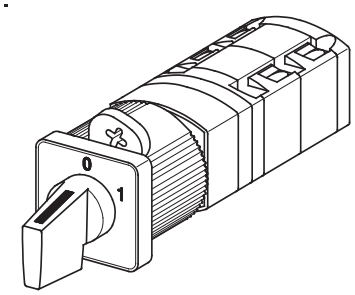

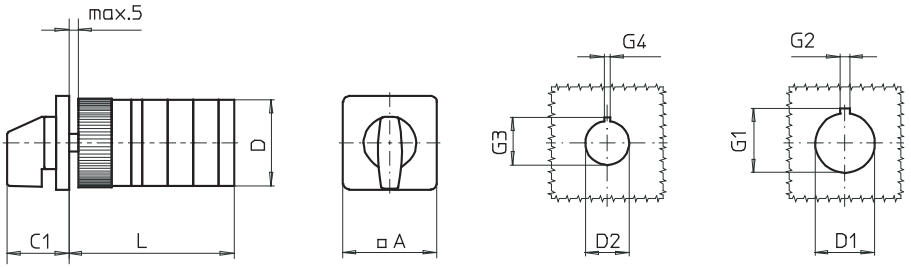

Product line
P100

Front mounting switch

Single hole mounting
ø 16 mm / 22,5 mm

219M1 (IP66)

Complete switch	Poles	Product line	Rated data (IEC 60947) Operational current I_e AC-21A A	Operational power at 380-440V AC-23A kW	AC-3 kW	Order code number
Rotary Cam Switch Switching angle 30°/ 45°/ 60°/ 90°	1 ... 16	P100	10	3	2,2	**P110 - 61 ... - 219M1**

SMD modules for basic switch A01

Mounting form module for 219M1	P100	**BFA1 - 219**
M-operator module 30 x 30 mm, mounting form 219M1 Escutcheon black, handle black		**1CM1**
Legend plate silver, operator module 219M1		**FAS1 - ....** (FA number)

Dimensions in mm

										L with ... stages (max. 8)				**each add.**
Type	**A**	**C1**	**D**	**D1**	**D2**	**G1**	**G2**	**G3**	**G4**	**1**	**2**	**3**	**4**	**stage**
P110	30	26	29	22,5	16,2	24,2	3,2	17,9	1,7	57	69	81	93	12

Front Mounting Switches

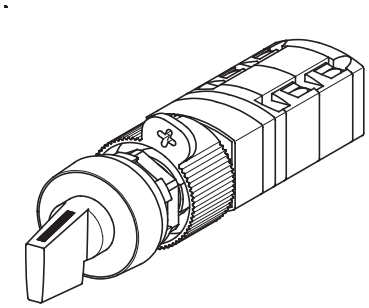

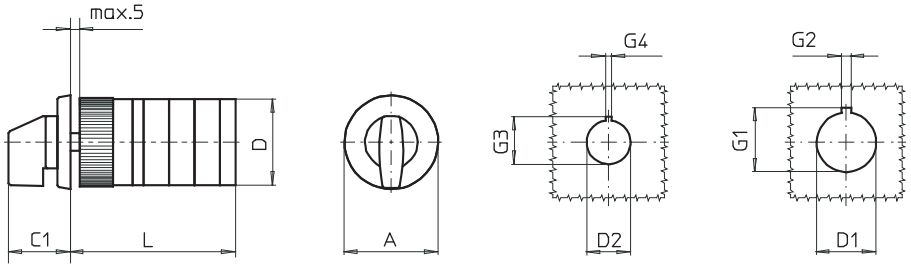

Product line
P100

Front mounting switch
with front ring

Single hole mounting
ø 16 mm / 22,5 mm

218M1 (IP66)

Complete switch	Poles	Product line	Rated data (IEC 60947) Operational current I_e AC-21A A	Operational power at 380-440V AC-23A kW	AC-3 kW	Order code number
Rotary Cam Switch Switching angle 30°/45°/60°/90°	1 ... 16	P100	10	3	2,2	**P110 - 61 ... - 218M1**

SMD modules for basic switch A01

Mounting form module for 218M1	P100	**BFA1 - 219**
Frontring black ø 30 mm, M-handle black, mounting form 218M1 (mounting with front ring without inscription)		**1DM1**

Dimensions in mm

Type	A	C1	D	D1	D2	G1	G2	G3	G4	L with ... stages (max. 8) 1	2	3	4	each add. stage
P110	30	26	29	22,5	16,2	24,2	3,2	17,9	1,7	57	69	81	93	12

Front Mounting Switches

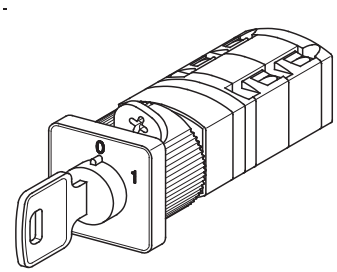

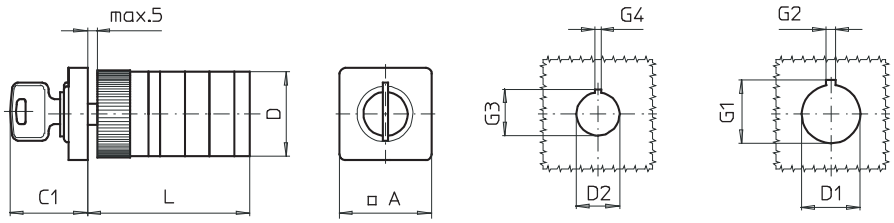

Product line
P100

Front mounting switch
key operated

Single hole mounting
ø 16 mm / 22,5 mm

S001. **(IP40)**

Complete switch	**Poles**	**Product line**	**Rated data** (IEC 60947)			**Order code number**
			Operational current I_e	Operational power at 380-440V		
			AC-21A A	AC-23A kW	AC-3 kW	
Rotary Cam Switch Switching angle 30°/ 45°/ 60°/ 90°	1 ... 12	P100	10	3	2,2	**P110 - 61 ... - S001.**

The dot in the order code number of the complete mounting form/operator module must be replaced by the classification letter which identifies the key removable positions:

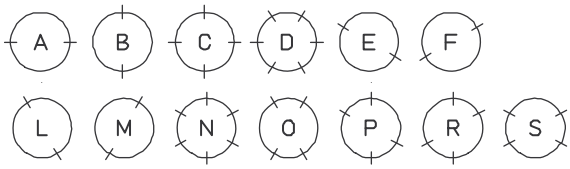

Lines indicate the key removable positions.

SMD modules for basic switch A01

Mounting form module for S001.	P100	**BFA1- S**
operator module 30 x 30 mm, mounting form S001. Escutcheon black, Ronis cylinder lock L001, 2 keys	P100	**1AS1-001.**
Legend plate silver, operator module S001.		**FAS1 - ....** (FA number)

Further lock types and security lock on request.

Dimensions in mm

										L with ... stages (max. 8)				**each add.**
Type	**A**	**C1**	**D**	**D1**	**D2**	**G1**	**G2**	**G3**	**G4**	**1**	**2**	**3**	**4**	**stage**
P110	30	26	29	22,5	16,2	24,2	3,2	17,9	1,7	57	69	81	93	12

Front Mounting Switches

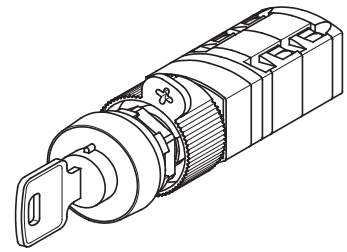

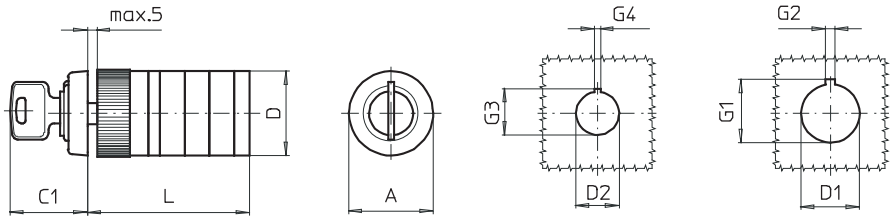

Product line
P100

Front mounting switch
with front ring
key operated

Single hole mounting
ø 16 mm / 22,5 mm

R001. (IP40)

Complete switch	**Poles**	**Product line**	**Rated data** (IEC 60947)			**Order code number**
			Operational current I_e	Operational power at 380-440V		
			AC-21A A	AC-23A kW	AC-3 kW	
Rotary Cam Switch Switching angle 30°/ 45°/ 60°/ 90°	1 ... 12	P100	10	3	2,2	**P110 - 61 ... - R001.**

The dot in the order code number of the complete mounting form/operator module must be replaced by the classification letter which identifies the key removable positions:

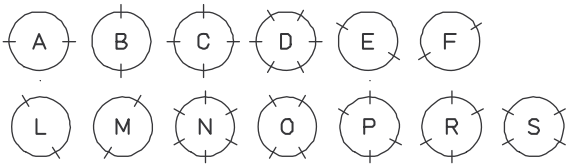

Lines indicate the key removable positions.

SMD modules for basic switch A01

Mounting form module for R001.	P100	**BFA1 - S**
Front ring black ø 30 mm, mounting form R001. Ronis cylinder lock L001, 2 keys (mounting with front ring without inscription)		**1BS1-001.**

Further lock types and security lock on request.

Dimensions in mm

										L with ... stages (max. 8)				**each add.**
Type	**A**	**C1**	**D**	**D1**	**D2**	**G1**	**G2**	**G3**	**G4**	**1**	**2**	**3**	**4**	**stage**
P110	30	26	29	22,5	16,2	24,2	3,2	17,9	1,7	57	69	81	93	12

SMD Sälzer Modular Design

Faster deliveries through SMD

In order to ensure even greater flexibility for worldwide supply availability within 24h, Sälzer Electric has introduced the SMD (Sälzer Modular Design) system.

SMD modules are individually prefabricated and tested all-in-one modules which SMD Service holds in stock in sufficient quantities. From basic switch modules, mounting form modules and operator modules, SMD Service can assemble a complete switch requested by the customer and pack it ready for delivery in just a few actions.

– back –